


REVSUN

G-12-BLACK CELLS

HS-15BB-G12
245-252
SERIES -HJTC

2023-2024



Heterojunction Solar Cell

Great Performance With N-type Wafers

REVSUN HJT solar cell is a new generation superior bifacial solar cell made out of N-type wafer, which combines merits of crystalline silicon and thin-film technology to form a single composite structure. As one of the most effective cell passivation technology in the market, HJT ensures that solar cells deliver high efficiency and great power even in hot climate.

Higher Cell Efficiency

Phosphorus fettering combines with nano-crystalline process to guarantee higher cell efficiency.

Ultra-low temperature co-efficiency ensures more power output in high temperature environment.

No LID, No PIO, lead to zero degradation.


Maximum Module Power

15-busbar technology combines half-cell design to deliver higher energy output for maximum cost savings.

Bi-facial constructor ensures more sunlight captured and converted into power on the back side.

Extreme low LID and PIO supports reliability and longevity.

Lower LCOE cost by HJT solar system



FRONT SIDE

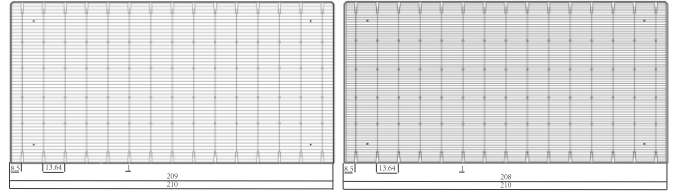


BACK SIDE

The specification and key features described in this data-sheet may be deviated slightly and are not guaranteed. REVSUN reserves the right to make any adjustment to the information described here at any time without notice. Please always obtain the latest version of the data sheet from our website: WWW.REVKORHOLDINGS.COM or asking our sales for help. This data sheet could be considered as part of the contract if necessary, to make sure the products delivered is the same as the order. INFO@REVKORHOLDINGS.COM 2023-2024

Mechanical Characteristics

Product	HJT Monocrystalline solar cell
Format	15BB, N-type, 210mm*105mm ±0.25mm
Average Thickness (Si)	130μm ±20μm
Front Surface(-)	15 soldering pads (silver) Dark blue anti-reflecting ITO coating (Indium tin oxide)
Back Surface(+)	15 soldering pads (silver) Dark blue anti-reflecting ITO coating (Indium tin oxide)

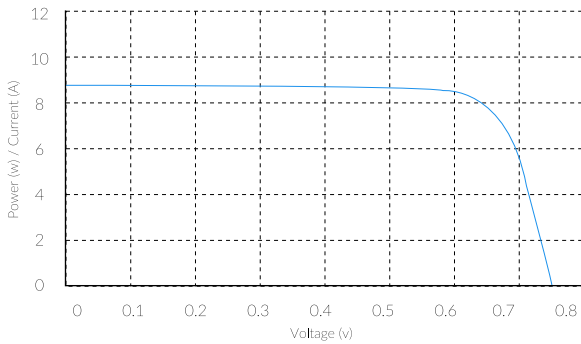


ELECTRICAL CHARACTERISTICS (STC)

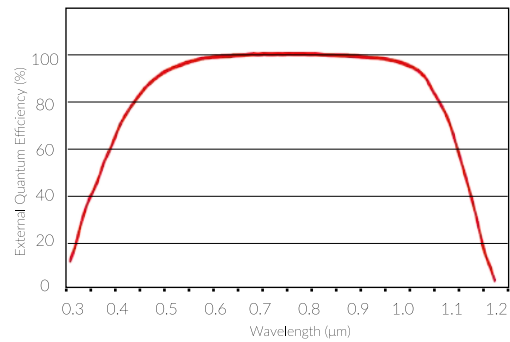
Power Class			HS-G12-245	HS-G12-246	HS-G12-247	HS-G12-248	HS-G12-249	HS-G12-250	HS-G12-251	HS-G12-252
Maximum Power	P _{mp}	[W]	5.40	5.42	5.45	5.47	5.49	5.51	5.53	5.56
Short Circuit Current	I _{sc}	[A]	8.68	8.67	8.68	8.69	8.70	8.70	8.72	8.72
Open Circuit Voltage	V _{oc}	[V]	0.743	0.744	0.744	0.745	0.745	0.746	0.746	0.746
Efficiency	η	[%]	24.5	24.6	24.7	24.8	24.9	25.0	25.1	25.2

*PERFORMANCE AT STANDARD TEST CONDITIONS, STC: 1000 W/ m², 25 C, AM 1.5 G

TYPICAL CURRENT/POWER-VOLTAGE CURVES (25.0%)



SPECTRAL RESPONSE



PACKING SPECIFICATIONS

pcs/box	box/carton	pcs/carton
120	18	2160

TEMPERATURE COEFFICIENTS

Power (P _{max})	-0.26%/K
Current (I _{sc})	+0.055%/K
Voltage (V _{oc})	-0.27%/K

Remind of Storage

If the sealing foil around the cell boxes is damaged, broken or opened, we suggest that:

Store the cells in dry and clean place at room temperature

Process the cells within 10 days after opening the seal.